

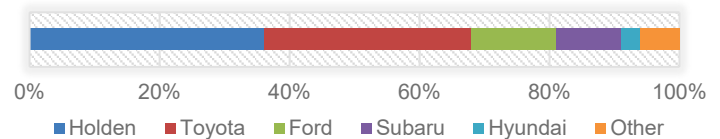
## Fleet Snapshot October 2017

### Fleet size

Year (June 30)	2012	2013	2014	2015	2016	2017
Fleet size	8,190	7,998	7,676	7,559	7,215	7,151

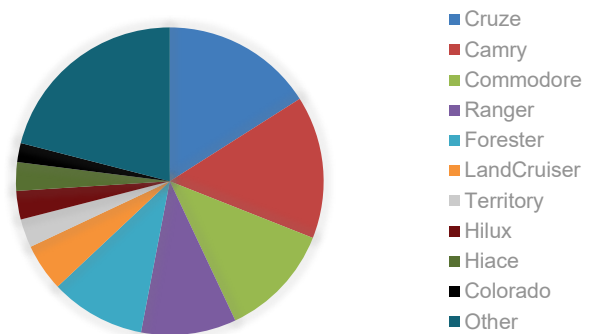
### Top five manufacturers

Manufacturer	Percentage
Holden	36%
Toyota	32%
Ford	13%
Subaru	10%
Hyundai	3%
Other	6%



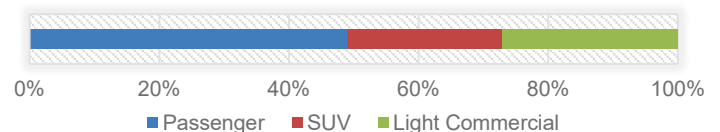
### Top ten models

Manufacturer	Make	Percentage
Cruze	Holden	16%
Camry	Toyota	15%
Commodore	Holden	12%
Ranger	Ford	10%
Forester	Subaru	10%
LandCruiser	Toyota	5%
Territory	Ford	3%
Hilux	Toyota	3%
Hiace	Toyota	3%
Colorado	Holden	2%
Other	Other	21%



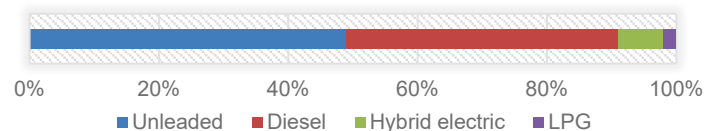
### Vehicle segments

Segment	Percentage
Passenger	49%
SUV	24%
Light Commercial	27%



### Vehicle number by fuel type

Fuel type	Percentage
Unleaded	49%
Diesel	42%
Hybrid electric	7%
LPG	2%



### 30% low emission vehicle target

Type	Percentage
Low emission	14.3%
Other	85.7%

