

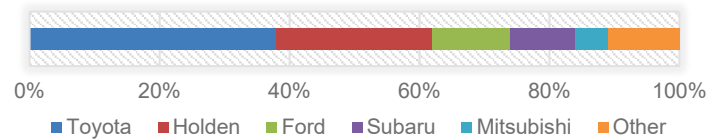
Fleet Snapshot September 2018

Fleet size

Year (June 30)	2013	2014	2015	2016	2017	2018
Fleet size	7,998	7,676	7,559	7,215	7,151	6,960

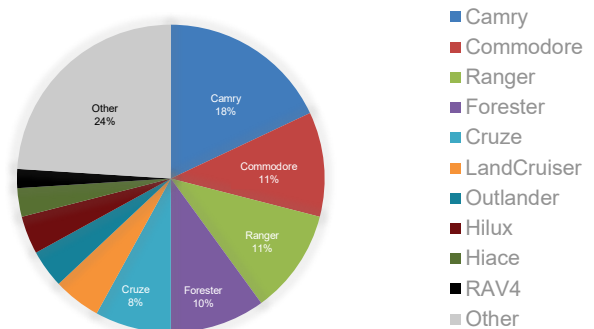
Top five manufacturers

Manufacturer	Percentage
Toyota	38%
Holden	24%
Ford	12%
Subaru	10%
Mitsubishi	5%
Other	11%



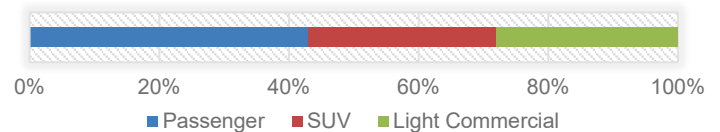
Top ten models

Manufacturer	Make	Percentage
Camry	Toyota	18%
Commodore	Holden	11%
Ranger	Ford	11%
Forester	Subaru	10%
Cruze	Holden	8%
LandCruiser	Toyota	5%
Outlander	Mitsubishi	4%
Hilux	Toyota	4%
Hiace	Toyota	3%
RAV4	Toyota	2%
Other	Other	24%



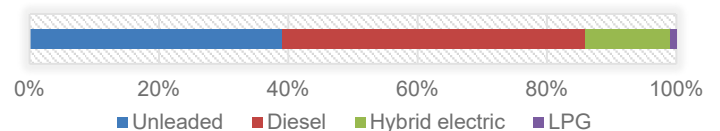
Vehicle segments

Segment	Percentage
Passenger	43%
SUV	29%
Light Commercial	28%



Vehicle number by fuel type

Fuel type	Percentage
Unleaded	39%
Diesel	47%
Hybrid electric	13%
LPG	1%



30% low emission vehicle target

Type	Percentage
Low emission	28.6%
Other	71.4%

