

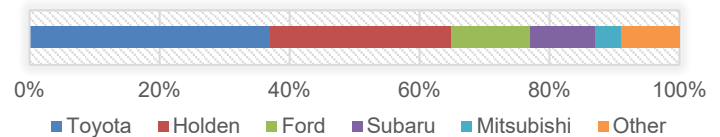
## Fleet Snapshot May 2018

### Fleet size

Year (June 30)	2012	2013	2014	2015	2016	2017
Fleet size	8,190	7,998	7,676	7,559	7,215	7,151

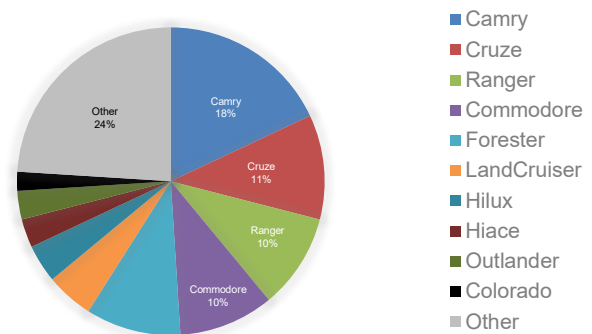
### Top five manufacturers

Manufacturer	Percentage
Toyota	37%
Holden	28%
Ford	12%
Subaru	10%
Mitsubishi	4%
Other	9%



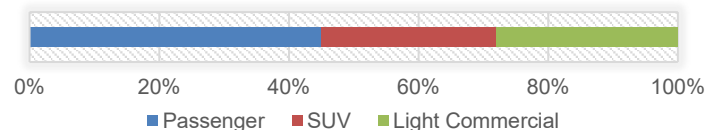
### Top ten models

Manufacturer	Make	Percentage
Camry	Toyota	18%
Cruze	Holden	11%
Ranger	Ford	10%
Commodore	Holden	10%
Forester	Subaru	10%
LandCruiser	Toyota	5%
Hilux	Toyota	4%
Hiace	Toyota	3%
Outlander	Mitsubishi	3%
Colorado	Holden	2%
Other	Other	24%



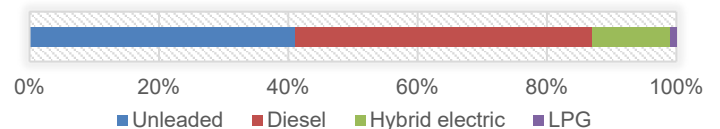
### Vehicle segments

Segment	Percentage
Passenger	45%
SUV	27%
Light Commercial	28%



### Vehicle number by fuel type

Fuel type	Percentage
Unleaded	41%
Diesel	46%
Hybrid electric	12%
LPG	1%



### 30% low emission vehicle target

Type	Percentage
Low emission	22.7%
Other	77.3%

