

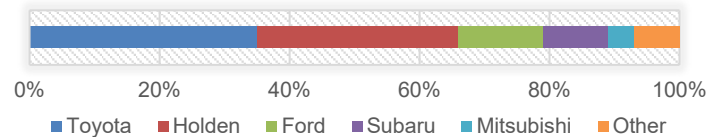
Fleet Snapshot March 2018

Fleet size

Year (June 30)	2012	2013	2014	2015	2016	2017
Fleet size	8,190	7,998	7,676	7,559	7,215	7,151

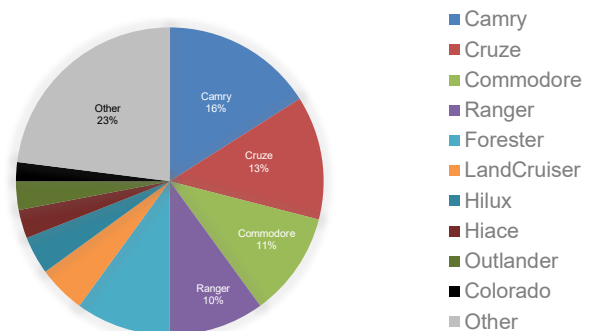
Top five manufacturers

Manufacturer	Percentage
Toyota	35%
Holden	31%
Ford	13%
Subaru	10%
Mitsubishi	4%
Other	7%



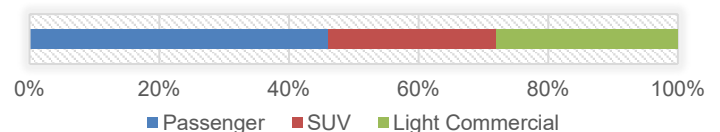
Top ten models

Manufacturer	Make	Percentage
Camry	Toyota	16%
Cruze	Holden	13%
Commodore	Holden	11%
Ranger	Ford	10%
Forester	Subaru	10%
LandCruiser	Toyota	5%
Hilux	Toyota	4%
Hiace	Toyota	3%
Outlander	Mitsubishi	3%
Colorado	Holden	2%
Other	Other	23%



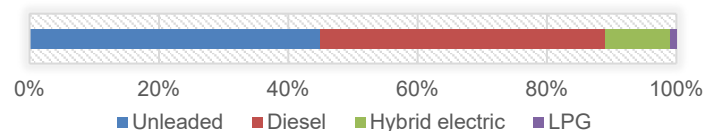
Vehicle segments

Segment	Percentage
Passenger	46%
SUV	26%
Light Commercial	28%



Vehicle number by fuel type

Fuel type	Percentage
Unleaded	45%
Diesel	44%
Hybrid electric	10%
LPG	1%



30% low emission vehicle target

Type	Percentage
Low emission	18.8%
Other	81.2%

