

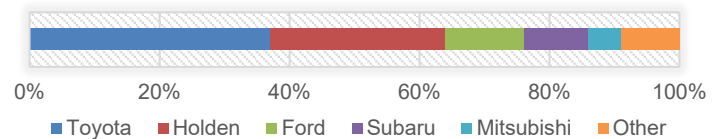
Fleet Snapshot June 2018

Fleet size

Year (June 30)	2013	2014	2015	2016	2017	2018
Fleet size	7,998	7,676	7,559	7,215	7,151	6,960

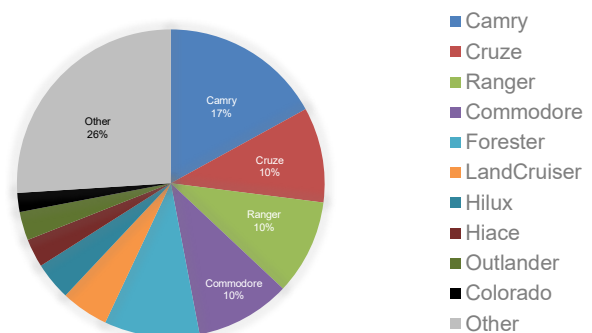
Top five manufacturers

Manufacturer	Percentage
Toyota	37%
Holden	27%
Ford	12%
Subaru	10%
Mitsubishi	5%
Other	9%



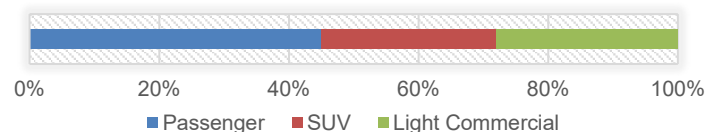
Top ten models

Manufacturer	Make	Percentage
Camry	Toyota	17%
Cruze	Holden	10%
Ranger	Ford	10%
Commodore	Holden	10%
Forester	Subaru	10%
LandCruiser	Toyota	5%
Hilux	Toyota	4%
Hiace	Toyota	3%
Outlander	Mitsubishi	3%
Colorado	Holden	2%
Other	Other	26%



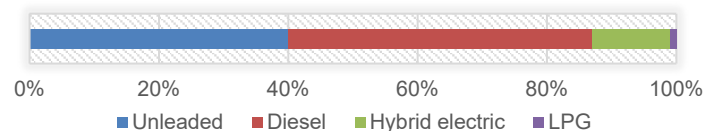
Vehicle segments

Segment	Percentage
Passenger	45%
SUV	27%
Light Commercial	28%



Vehicle number by fuel type

Fuel type	Percentage
Unleaded	40%
Diesel	47%
Hybrid electric	12%
LPG	1%



30% low emission vehicle target

Type	Percentage
Low emission	23.8%
Other	76.2%

