

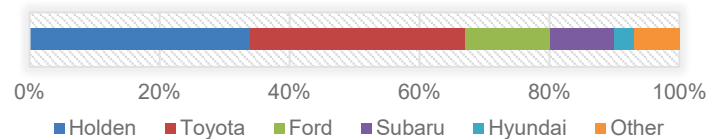
Fleet Snapshot December 2017

Fleet size

Year (June 30)	2012	2013	2014	2015	2016	2017
Fleet size	8,190	7,998	7,676	7,559	7,215	7,151

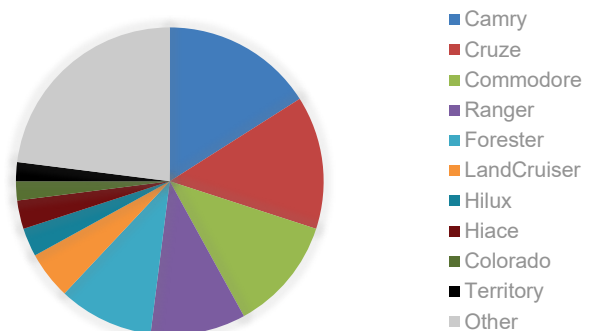
Top five manufacturers

Manufacturer	Percentage
Holden	34%
Toyota	33%
Ford	13%
Subaru	10%
Hyundai	3%
Other	7%



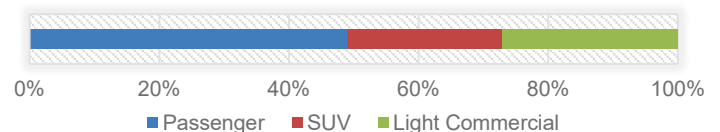
Top ten models

Manufacturer	Make	Percentage
Camry	Toyota	16%
Cruze	Holden	14%
Commodore	Holden	12%
Ranger	Ford	10%
Forester	Subaru	10%
LandCruiser	Toyota	5%
Hilux	Toyota	3%
Hiace	Toyota	3%
Colorado	Holden	2%
Territory	Ford	2%
Other	Other	23%



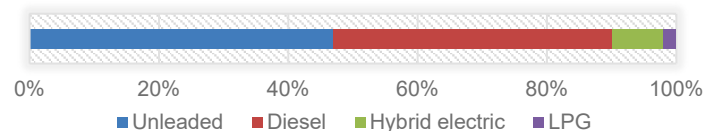
Vehicle segments

Segment	Percentage
Passenger	49%
SUV	24%
Light Commercial	27%



Vehicle number by fuel type

Fuel type	Percentage
Unleaded	47%
Diesel	43%
Hybrid electric	8%
LPG	2%



30% low emission vehicle target

Type	Percentage
Low emission	16.0%
Other	84.0%

